



DAMEN STAN TUG® 1205

"BROLTUS"

GENERAL

YARD NUMBER	502509
DELIVERY DATE	March 2013
BASIC FUNCTIONS	Towing and mooring operations, passengers transport and pilot services
CLASSIFICATION	Bureau Veritas
FLAG	I * HULL • MACH Seagoing Launch
OWNER	Norway EB Marine AS

DIMENSIONS

LENGTH O.A.	13.12 m
BEAM (INCL. FENDERS)	5.28 m
DEPTH AT SIDES	2.30 m
DRAUGHT AFT (APPROX.)	1.82 m
DISPLACEMENT (98% CONSUMABLES)	54 ton

TANK CAPACITIES

FUEL OIL	5.7 m ³
FRESH WATER	0.35 m ³
SEWAGE	0.35 m ³
BILGE WATER	0.33 m ³

PERFORMANCES (TRIALS)

BOLLARD PULL	9.4 ton(m)
SPEED	9.8 knots

PROPULSION SYSTEM

MAIN ENGINES/RATING	2x Volvo D9 MH
TOTAL POWER	442 bKW (601 bhp) at 1800 rpm
GEARBOXES/RATIO	Twin Disc MG 5091 / 3.82:1
PROPELLERS	2x Kaplan fixed pitch, 1050 mm diam.
NOZZLES	2x Van de Giessen 'Optima' with stainless steel inner side
ENGINE CONTROL	Volvo EVC
RUDDERS	2x double plate high performance
STEERING GEAR	Powered-hydraulic 2x 50° + rudder indicator

AUXILIARY EQUIPMENT

BATTERY SETS	2x 24 V 200 Ah, change over facility 1x 24 V 70 Ah, emergency
GENERATOR	Onan MDKBR-eQD, 17.5 kVA 230V 50Hz
ALARM SYSTEM	Engines, gearboxes + bilge alarm
BILGE/FIRE FIGHTING SYSTEM	Electrical driven Sterling SIHI VWSI 5013 15 m ³ /hr with connection to hydrants in engine room and on deck; hand operated emergency bilge pump
FUEL OIL SYSTEM	Water separators, filters + SOS valve
COOLING SYSTEM	Closed cooling system (cooling channels)
SANITARY SYSTEM	Speck 24V pressure set, Rheinstrom 24V sewage discharge pump
ENGINE ROOM VENTILATION	Mechanical, Salor VM 40, 8000 m ³ /hr

DECK LAY-OUT

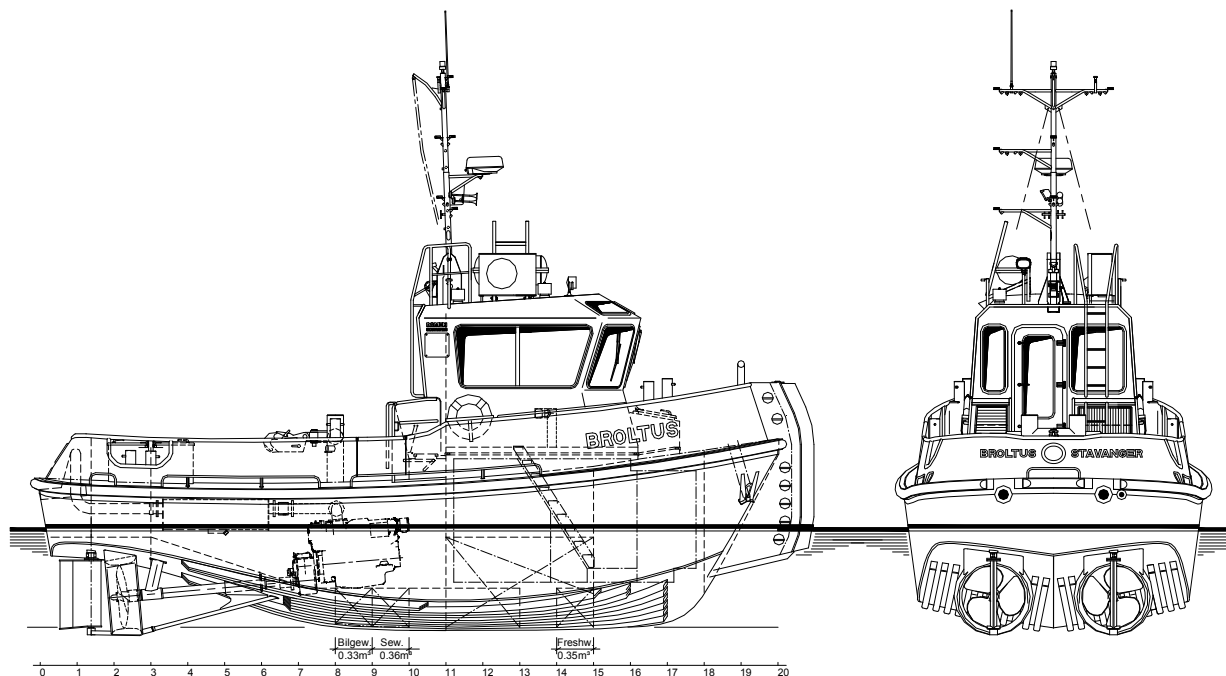
ANCHOR WINCH	Electrically driven 24V
TOWING HOOK	Mampaey Disc type, 15 ton SWL
SIDE/ASTERN FENDER	Rubber D-fender 150x150 mm
PUSH BOW	Cylindrical rubber fender Ø 380 mm
CAPSTAN	Electrically driven, 1.3 ton at 9.0 m/min.

ACCOMMODATION

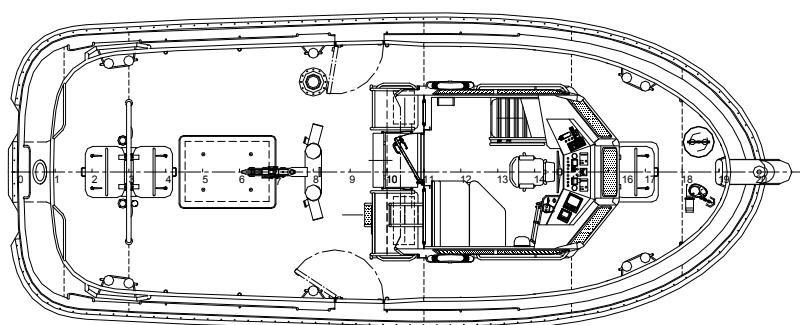
The air-conditioned wheelhouse is resiliently mounted and has an extremely low noise level of approx. 55 dB(A). The wheelhouse and below deck accommodation are completely insulated and finished with durable modern linings and rubber/synthetic floor. Wheelhouse with a bench for two persons, a table and a helmsman seat. Windows are fitted in aluminum frames. Below deck a kitchen unit, shelves are arranged. Double bunk and lockers.

NAUTICAL AND COMMUNICATION EQUIPMENT

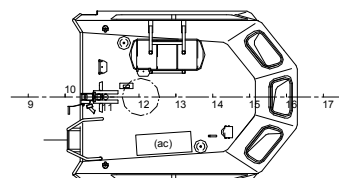
SEARCHLIGHT	Den Haan 250 W 24V
RADAR / CHART PLOTTER	Furuno NavNet 3D MFD 12 (for chart radar & AIS)
RADOME ANTENNA	Furuno DRS4D 24" 4.0 kW
COMPASS	Fluxgate
SATELLITE COMPASS	Furuno SC-50
AUTOPILOT	Furuno NavPilot 711
ECHO SOUNDER	Furuno LS-6100
VHF RADIO TELEPHONE	Sailor 6248, 25 W
VHF HANDHELD	2x Motorola GP-340
AIS SENSOR	True heading CTRX Carbon+ (B class)
FLOODLIGHT	150 Watt on aft deck



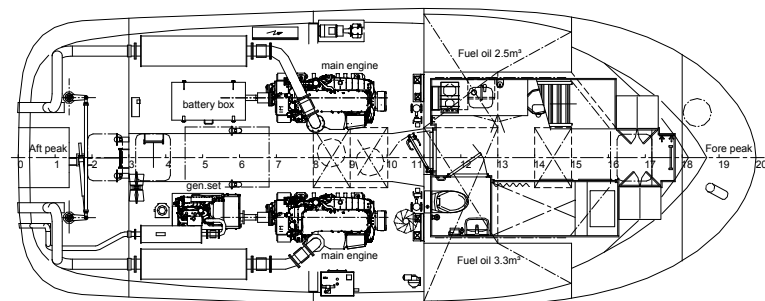
Maindeck



Topdeck



Below Maindeck



DAMEN STAN TUG® 1205

"BROLTUS"

DAMEN

DAMEN SHIPYARDS GORINCHEM

Member of the DAMEN SHIPYARDS GROUP



Industrieterrein Avelingen West 20
4202 MS Gorinchem

P.O. Box 1
4200 AA Gorinchem
The Netherlands

phone +31 (0)183 63 99 11
fax +31 (0)183 63 21 89

info@damen.nl
www.damen.nl